






The four tables here display the results of an online survey conducted by ADVANCE for Nurse Practitioners in June 2009.

1. What percentage of your patients do you estimate are obese?				
Responses	Count	%	Percentage of total respondents	
less than 10%	0	0%		
about 25%	8	25.00%		
about half	12	37.50%		
about 75%	9	28.13%		
almost all	3	9.38%		
Total Responses	32		20%	40% 60% 80% 100%

2. Of those who are obese, what percentage are you helping to lose weight?				
Responses	Count	%	Percentage of total respondents	
none	2	6.25%		
about 10%	11	34.38%		
about 25%	3	9.38%		
about half	5	15.63%		
about 75%	2	6.25%		
almost all	9	28.13%		
Total Responses	32		20%	40% 60% 80% 100%

3. Do you struggle with your own weight?				
Responses	Count	%	Percentage of total respondents	
yes	16	50.00%		
no	12	37.50%		
I have in the past.	4	12.50%		
Total Responses	32		20%	40% 60% 80% 100%

4. In your opinion, what is the primary reason patients find it difficult to lose weight?							
Responses	Count	%	Percentage of total respondents				
poor understanding of diet and nutrition	4	12.50%					
availability of quick, inexpensive, high-calorie food choices	11	34.38%					
lack of exercise	7	21.88%					
lack of will power	4	12.50%					
Other	6	18.75%					
Total Responses	32		20%	40%	60%	80%	100%